

Small Area Income & Poverty Estimates

Model-based Estimates for States, Counties, & School Districts

Estimates for Texas Counties, 2005

All ages in poverty, 2005

ID

48379

Under age 18 in poverty, 2005

ID

48379

Ages 5-17 in families in poverty, 2005



ID

48379

Under age 5 in poverty, 2005



ID

48379

NA: Not available.


Median household income, in dollars, 2005













ID






48379




Final release date for these estimates: January 2008



Go 

 State and County	 Number	 90% Confidence Interval	 Percent	 90% Confidence Interval
Rains County	1,810	1,448 to 2,173	16.2	12.9 to 19.4

 State and County	 Number	 90% Confidence Interval	 Percent	 90% Confidence Interval
Rains County	581	450 to 712	25.5	19.7 to 31.2

 State and County	 Number	 90% Confidence Interval	 Percent	 90% Confidence Interval
Rains County	396	301 to 491	22.8	17.3 to 28.4

 State and County	 Number	90% Confidence Interval	 Percent	90% Confidence Interval
Rains County	NA	NA	NA	NA

 State and County	 Estimate	90% Confidence Interval
Rains County	36,398	33,046 to 39,751